

ROTORS SPRAYS VALVES CONTROLLERS SENSORS CENTRAL CONTROLS MICRO

I-25

ultra

Hunter®





I-25 Ultra Performance Rotor More Distance, Larger Radius



Hunter I-25 *Ultra* rotors cover more distance and larger radius. Efficient, tough, and built to last.

I-25 Ultra Performance Rotor More Distance, Larger Radius

The I-25 *Ultra* gets the job done while keeping your wallet at ease.

This rotor covers more distance, hitting a radius of 40' to 71'.

The compact and built-to-last construction comes with an optional stainless steel riser for tough-as-nails strength. With a 5-year warranty, the

I-25 *Ultra* has options for reclaimed water ID and high-speed. A standard check valve is built in, and a wide selection of high performance nozzles are available.



Color-coded nozzles ensure full coverage performance.



Easy arc adjustment right from the top.



Proven and tested water-lubricated gear drive system.



Reclaimed option available.



The perfect rotor for commercial and recreational sites.

EASY IDENTIFICATION

Nozzles are color-coded. Each standard nozzle has a number engraved on the outer surface. The numbers tell you the approximate nozzle flowrate.

TWO NOZZLES IN ONE UNIT. CHANGING BOTH IS A SNAP.

We've combined two different nozzles, each with its own function, in one color-coded single unit. Replace both nozzles with one simple modification. Just snap one out, snap another in, and both primary and secondary nozzles are changed.

CHOICE. VERSATILITY.

PERFORMANCE.

12 different nozzles handle any radius from 40' to 71' plus any flow rate from 3.8 to 31.5 GPM. More choices to meet your specific needs.



ULTRA

Easy arc adjustment (50° - 360°): Up, down, wet or dry with through-the-top convenience, non-reversing.

ULTRA

Automatic arc return: returns to the original arc regardless of where the turret is turned.

ULTRA

Non-strippable, vandal-proof drive mechanism enables the turret to be turned without causing damage.

100% Adjustable: Full and part circle operation in a single rotor













Available in plastic or stainless steel riser.













Available in 4" or 6" pop up.

Hunter[®]

Ultra

Charts and Specs

I-25 Ultra Nozzle Performance Data					
Nozzle	Pressure PSI	Radius ft.	Flow GPM	Precip in/hr	
 4 Yellow	40	40'	3.8	0.46	0.53
	50	41'	4.3	0.49	0.57
	60	42'	4.7	0.51	0.59
	70	43'	5.1	0.53	0.61
 5 White	40	43'	4.4	0.46	0.53
	50	44'	4.8	0.48	0.55
	60	45'	5.3	0.50	0.58
	70	46'	5.6	0.51	0.59
 7 Orange*	40	45'	6.6	0.63	0.72
	50	47'	7.0	0.61	0.70
	60	48'	7.5	0.63	0.72
	70	49'	7.9	0.63	0.73
 8 Lt. Brown	40	47'	7.7	0.67	0.77
	50	49'	8.3	0.67	0.77
	60	50'	9.2	0.71	0.82
	70	51'	9.9	0.73	0.85
 10 Lt. Green*	50	51'	10.1	0.75	0.86
	60	52'	11.1	0.79	0.91
	70	53'	12.1	0.83	0.96
	80	54'	12.9	0.85	0.98
 13 Lt. Blue	50	53'	11.2	0.77	0.89
	60	54'	12.3	0.81	0.94
	70	55'	13.3	0.85	0.98
	80	55'	14.3	0.91	1.05
 15 Gray*	50	56'	13.4	0.82	0.95
	60	57'	14.3	0.85	0.98
	70	57'	15.2	0.90	1.04
	80	58'	16.4	0.94	1.08
 18 Red	50	58'	14.5	0.83	0.96
	60	59'	15.7	0.87	1.00
	70	62'	16.9	0.85	0.98
	80	63'	18.2	0.88	1.02
 20 Dk. Brown*	60	62'	17.8	0.89	1.03
	70	63'	19.2	0.93	1.08
	80	64'	20.5	0.96	1.11
	90	65'	21.8	0.99	1.15
 23 Dk. Green	60	64'	21.9	1.03	1.19
	70	65'	23.6	1.08	1.24
	80	66'	25.6	1.13	1.31
	90	67'	27.0	1.16	1.34
 25 Dk. Blue*	60	66'	23.5	1.04	1.20
	70	68'	25.5	1.06	1.23
	80	69'	28.0	1.13	1.31
	90	70'	29.5	1.16	1.34
 28 Black	70	68'	26.9	1.12	1.29
	80	70'	28.7	1.13	1.30
	90	71'	30.6	1.17	1.35
	100	71'	31.5	1.20	1.39

I-25 Ultra High-Speed Nozzle Performance Data					
Nozzle	Pressure PSI	Radius ft.	Flow GPM	Precip in/hr	
 4 Yellow	40	37'	3.8	0.53	0.62
	50	38'	4.3	0.57	0.66
	60	38'	4.7	0.63	0.72
	70	39'	5.2	0.66	0.76
 5 White	40	38'	4.4	0.59	0.68
	50	39'	4.8	0.61	0.70
	60	40'	5.5	0.66	0.76
	70	41'	6.0	0.69	0.79
 7 Orange*	40	40'	6.1	0.73	0.85
	50	41'	6.9	0.79	0.91
	60	42'	7.5	0.82	0.95
	70	44'	8.1	0.81	0.93
 8 Lt. Brown	40	42'	7.2	0.79	0.91
	50	43'	8.1	0.84	0.97
	60	44'	8.9	0.88	1.02
	70	45'	9.8	0.93	1.08
 10 Lt. Green*	50	46'	10.1	0.92	1.06
	60	48'	11.1	0.93	1.07
	70	49'	12.1	0.97	1.12
	80	50'	12.9	0.99	1.15
 13 Lt. Blue	50	48'	11.2	0.94	1.08
	60	49'	12.3	0.99	1.14
	70	51'	13.3	0.98	1.14
	80	51'	14.3	1.06	1.22
 15 Gray*	50	49'	13.4	1.07	1.24
	60	51'	14.3	1.06	1.22
	70	53'	15.2	1.04	1.20
	80	54'	16.4	1.08	1.25
 18 Red	50	50'	14.5	1.12	1.29
	60	53'	15.7	1.08	1.24
	70	55'	16.9	1.08	1.24
	80	57'	18.2	1.08	1.25
 20 Dk. Brown*	60	53'	17.8	1.22	1.41
	70	56'	19.2	1.18	1.36
	80	58'	20.5	1.17	1.35
	90	59'	21.8	1.21	1.39
 23 Dk. Green	60	56'	21.9	1.34	1.55
	70	58'	23.6	1.35	1.56
	80	60'	25.6	1.37	1.58
	90	61'	27.0	1.40	1.61
 25 Dk. Blue*	60	58'	23.5	1.34	1.55
	70	62'	25.5	1.28	1.47
	80	64'	28.0	1.32	1.52
	90	66'	29.5	1.30	1.51
 28 Black	70	60'	26.9	1.44	1.66
	80	62'	28.7	1.44	1.66
	90	65'	30.6	1.39	1.61
	100	67'	31.5	1.35	1.56

* 5 standard nozzles included with each sprinkler.
Note: All precipitation rates calculated for 180 degree operation.
 For the precipitation rate for a 360 degree sprinkler, divide by 2.

SPECIFICATIONBUILDER

MODEL	FEATURES	OPTIONS
I-25-04 = 4" Pop-up I-25-06 = 6" Pop-up	XX, XX-R, SS, SS-R SS-HS, SS-HS-R	04-28 = Factory installed nozzle number B = BSP Inlet
▶ I-25-06	▶ SS-R	▶ 25

EXAMPLE ▶ **I-25-06 - SS-R - 25**

KEY TO FEATURES:

XX = Adjustable arc, 50-360 degrees, plastic riser, with Check Valve
 XX-R = Adjustable arc, 50-360 degrees, plastic riser, with Check Valve and reclaimed water ID
 SS = Adjustable arc, 50-360 degrees, stainless riser, with Check Valve

SS-R = Adjustable arc, 50-360 degrees, stainless riser, with Check Valve and reclaimed water ID
 SS-HS = High Speed, ADJ arc, 50-360 degrees, stainless riser, with Check Valve
 SS-HS-R = High Speed, ADJ arc, 50-360 degrees, stainless riser, with Check Valve and reclaimed water ID